



ಬೃಹತ್ ಬೆಂಗಳೂರು ಮಹಾನಗರ ಪಾಲಿಕೆ
Bruhat Bengaluru Mahanagara Palike



BBMP COVID-19 WAR ROOM BULLETIN – 31.07.2021



ABSTRACT OF COVID-19 CASES IN BENGALURU

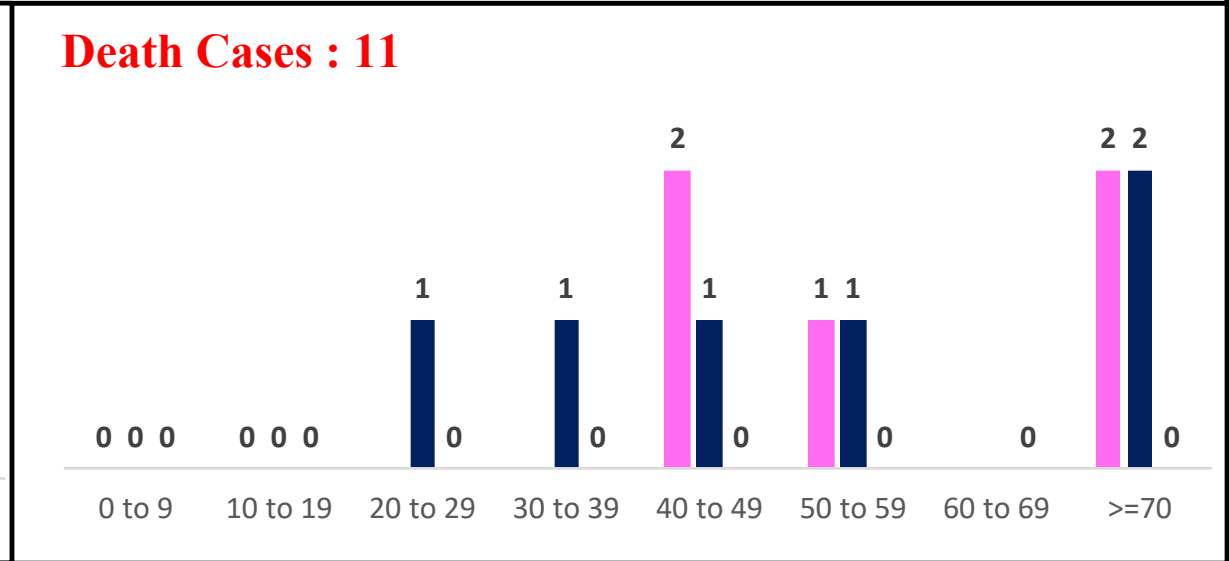
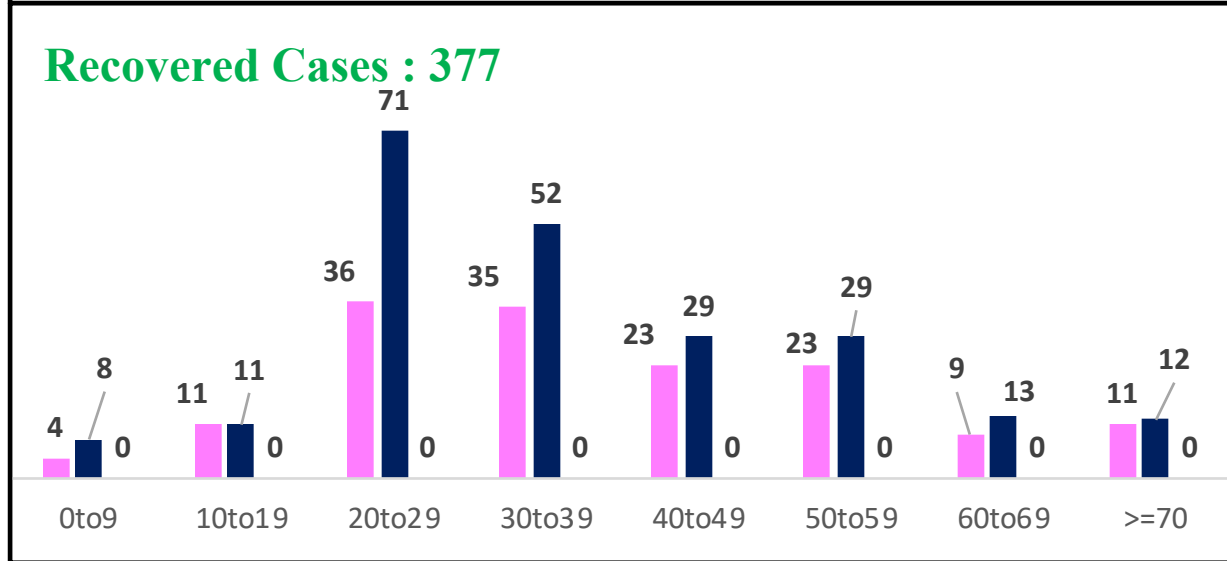
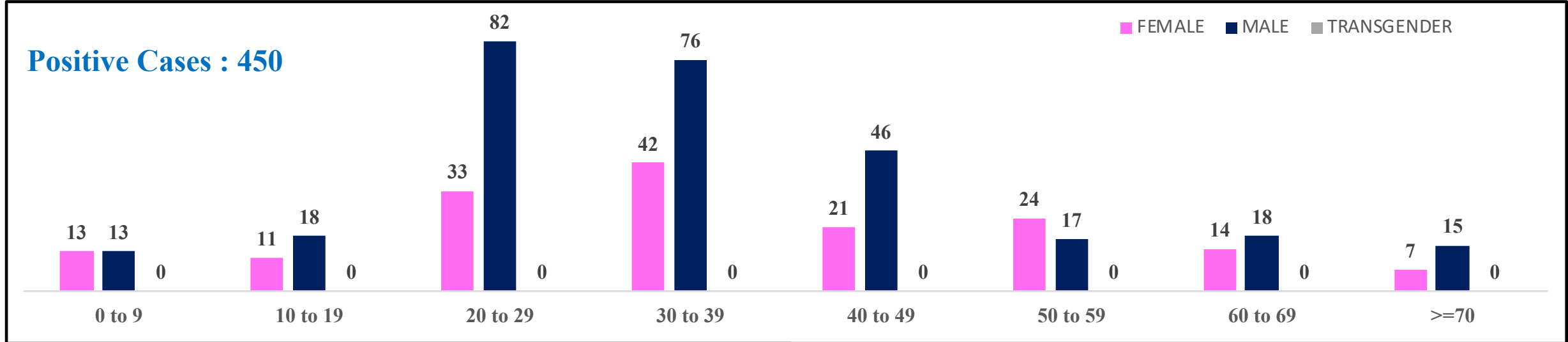


	MALE	FEMALE	TRANSGENDER	MALE	FEMALE	TRANSGENDER	TOTAL	
	Last 24 Hours	Last 24 Hours	Last 24 Hours	Cumulative	Cumulative	Cumulative	Last 24 Hours	Cumulative
Positive Cases	285	165	0	7,33,612	4,93,595	132	450	12,27,339
Recovered Cases	225	152	0	7,19,242	4,83,591	104	377	12,02,937
Death Cases	6	5	0	10,054	5,815	4	11*	15,873
Total Tests Done	In Last 24 hrs : 63,812					Cumulative : 1,66,44,937		
ACTIVE CASES					8,529			

* Covid deaths occurred today : 02 | Covid deaths occurred beyond last 24 hrs, reported today : 09



LAST 24 HOURS AGE GROUP AND GENDER WISE DISTRIBUTION





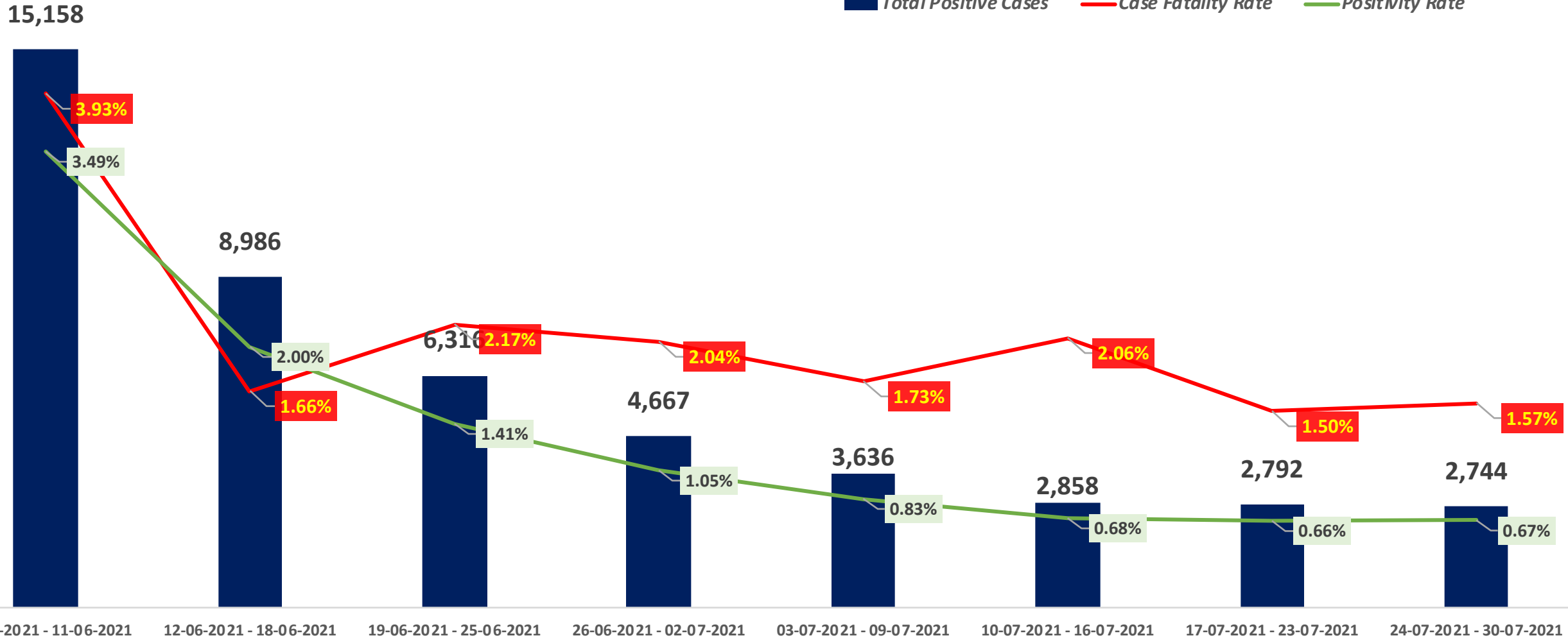
SNAPSHOT OF BENGALURU COVID-19 CASES IN LAST 8 WEEKS



	05/06/21 TO 11/06/21	12/06/21 TO 18/06/21	19/06/21 TO 25/06/21	26/06/21 TO 02/07/21	03/07/21 TO 09/07/21	10/07/21 TO 16/07/21	17/07/21 TO 23/07/21	24/07/21 TO 30/07/21
Total Positive Cases	15,158	8,986	6,316	4,667	3,636	2,858	2,792	2,744
Total Recovered Cases	50,574	25,369	12,445	51,158	9,747	3,869	6,571	2,518
Total Death Cases	596	149	137	95	63	59	42	43
Case Fatality Rate	3.93%	1.66%	2.17%	2.04%	1.73%	2.06%	1.50%	1.57%
Total Tests Conducted	4,34,633	4,50,394	4,49,044	4,44,627	4,36,445	4,17,510	4,20,562	4,10,844
Positivity Rate	3.49%	2.00%	1.41%	1.05%	0.83%	0.68%	0.66%	0.67%

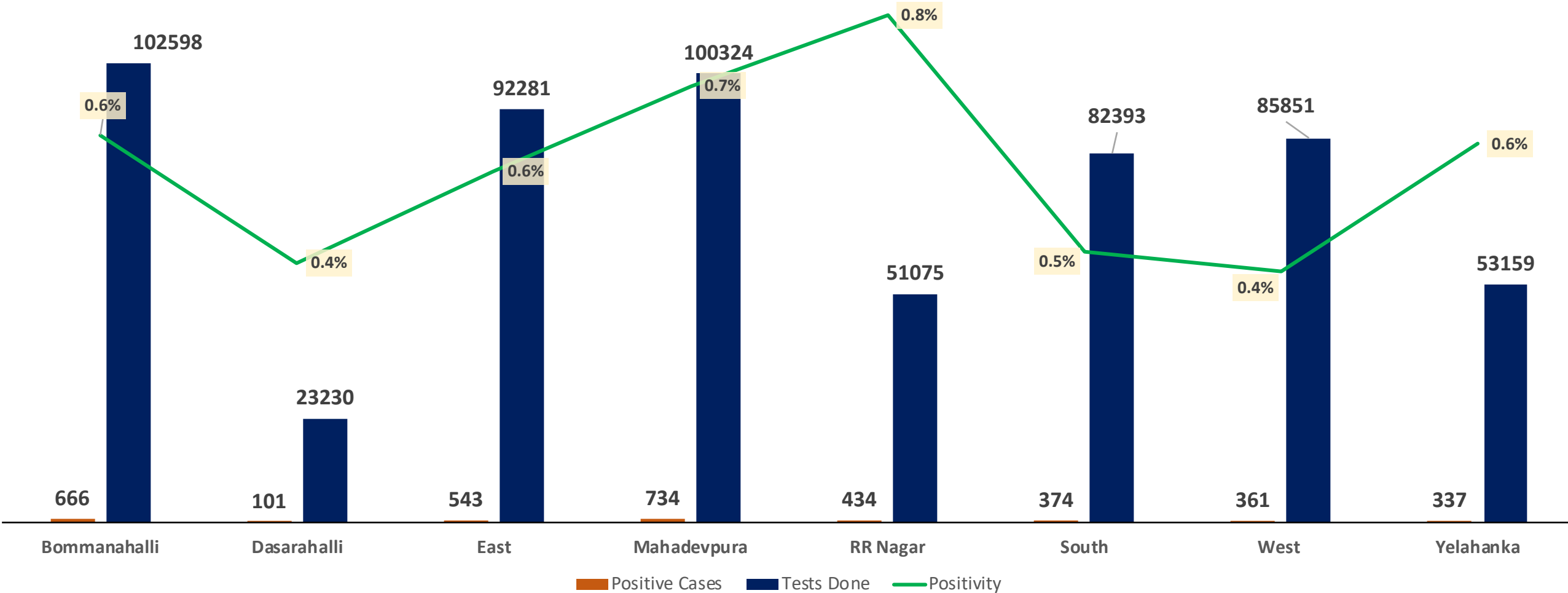


POSITIVITY AND MORTALITY RATE OF BENGALURU – LAST 8 WEEKS



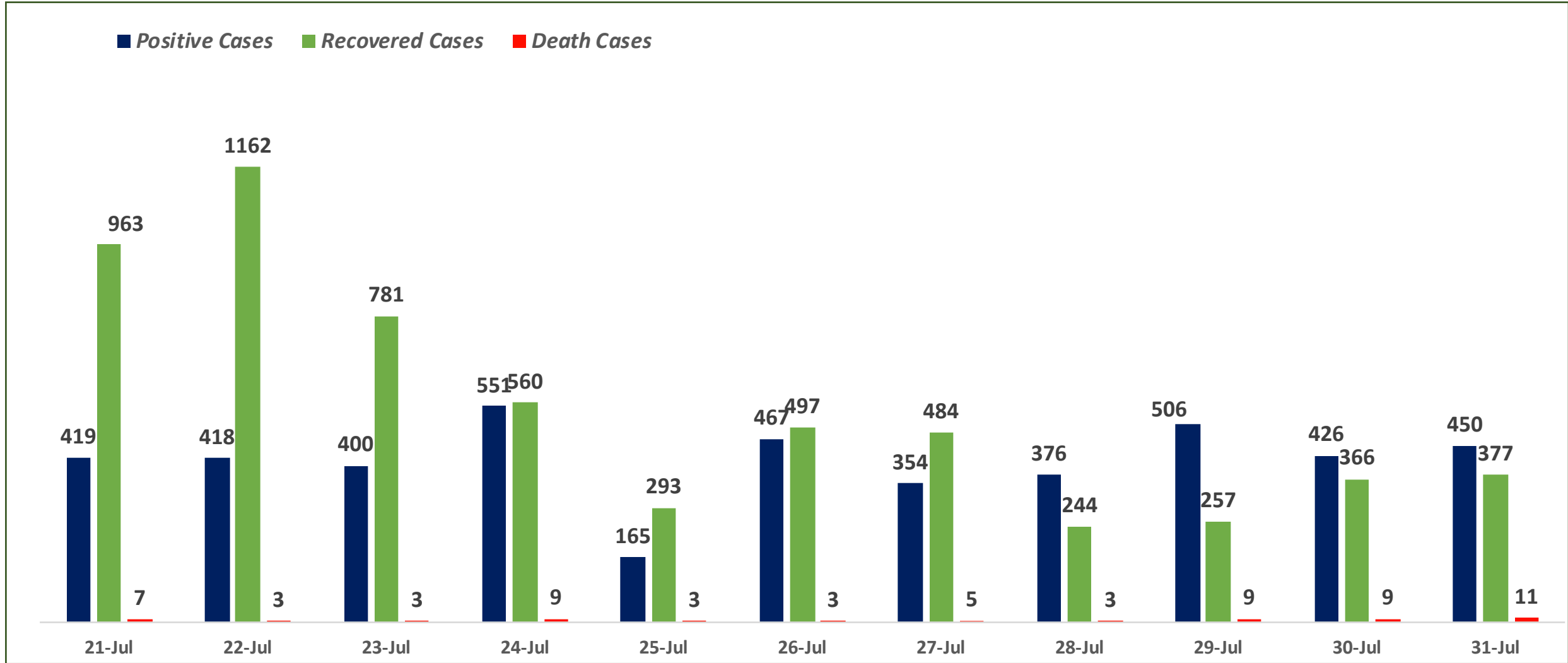


ZONE WISE POSITIVITY TREND IN LAST 10 DAYS





SNAPSHOT OF POSITIVE, RECOVERED AND DEATH CASES OVER LAST 10 DAYS ACROSS BBMP ZONES

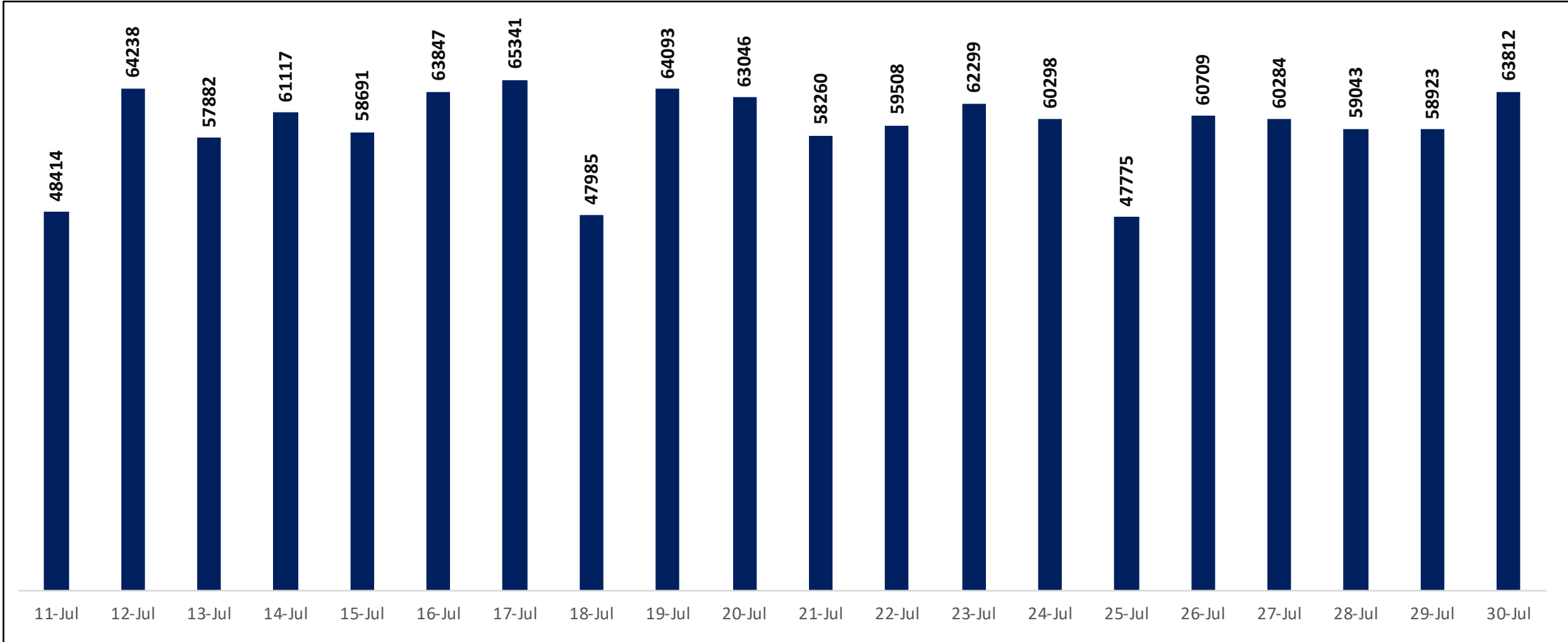




TESTING TRENDS IN BENGALURU

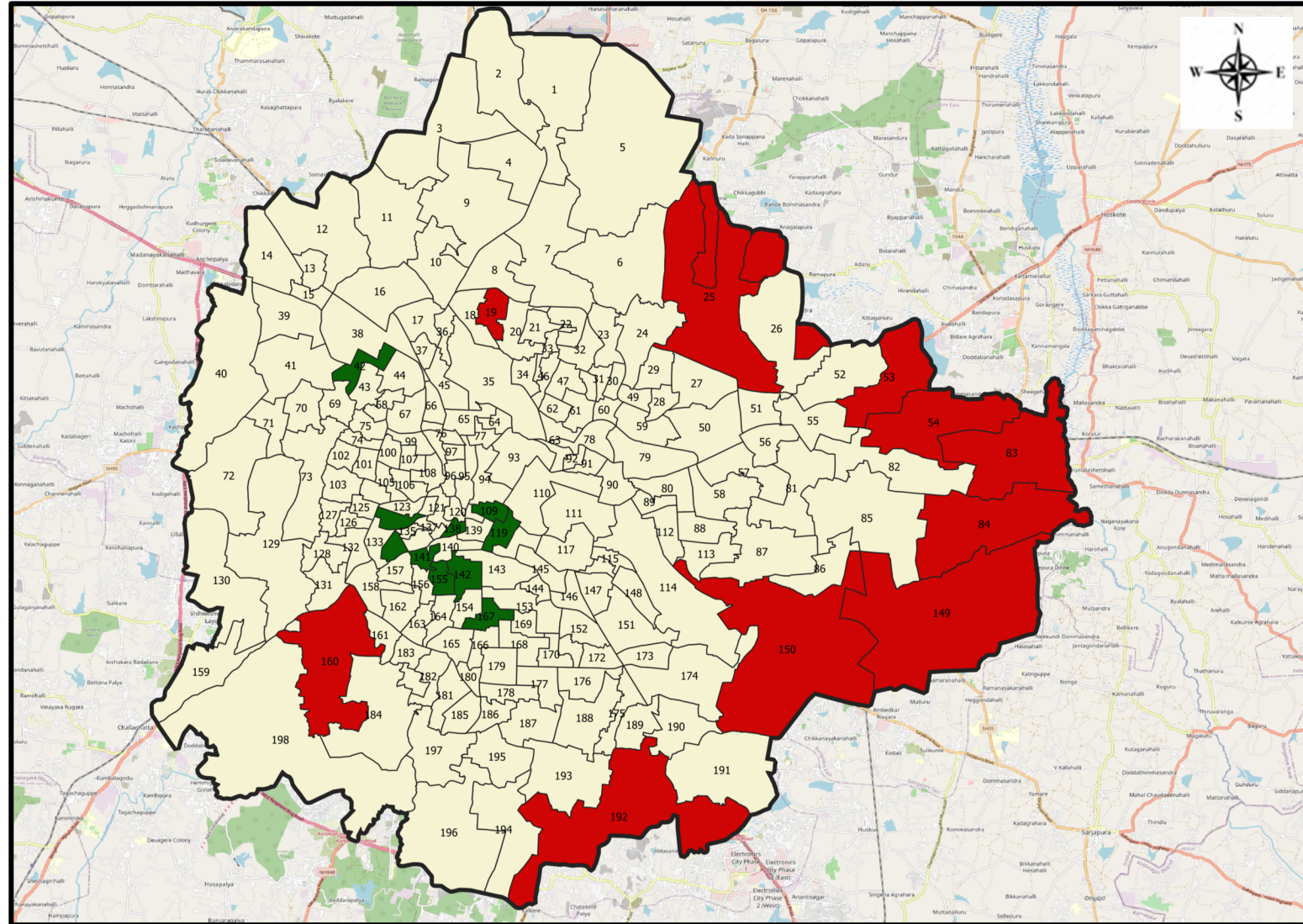


Total Test Conducted Till Date	Test Conducted Last 24 hours
1,66,44,937	63,812





BENGALURU URBAN MAP SHOWING TREND OF POSITIVE CASES IN LAST 10 DAYS



Top 10 wards reporting highest number of positive cases in last 10 days

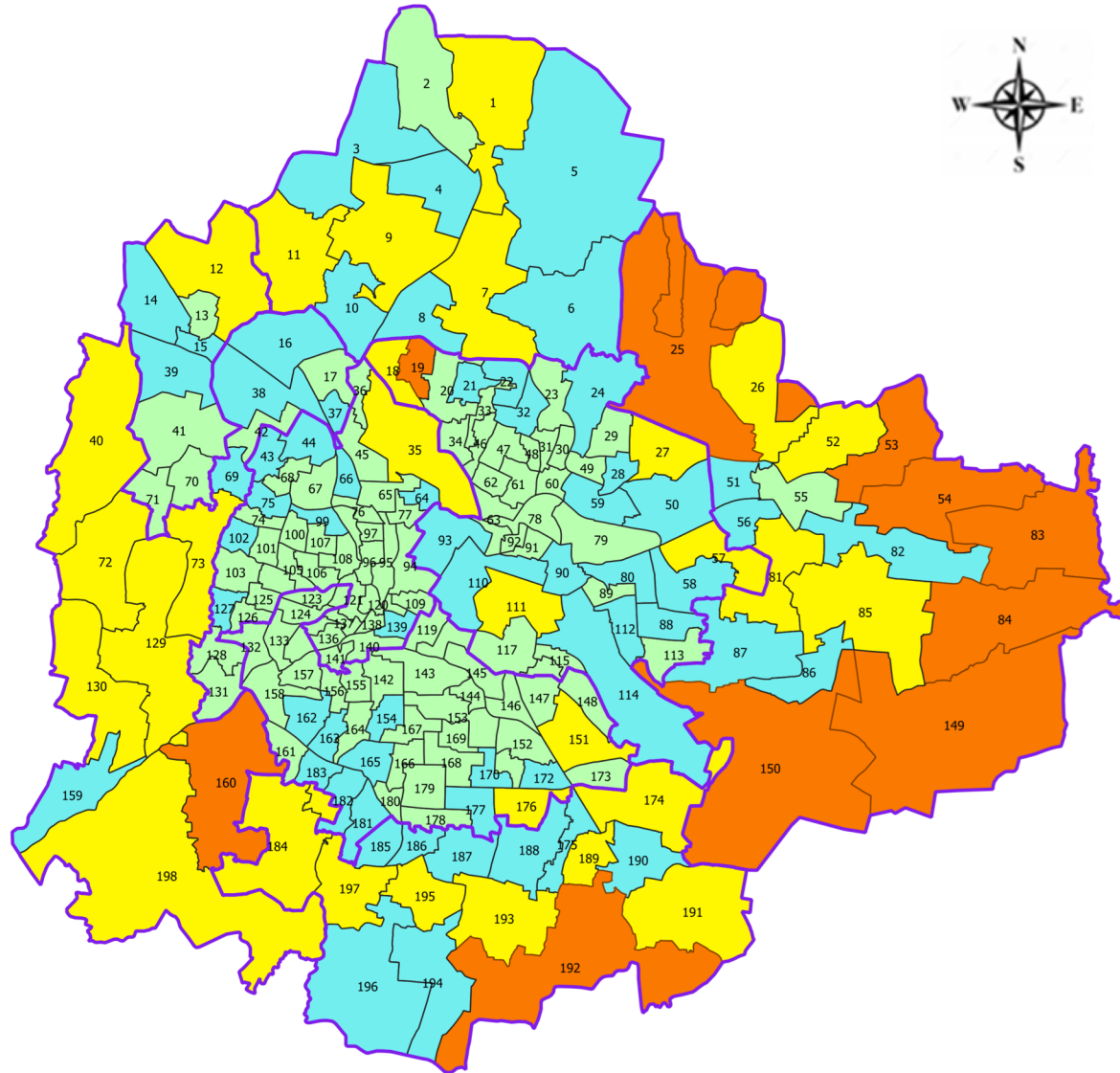
Ward No.	Ward Name	Daily Cases Average
192	BEGUR	10
25	HORAMAVU	9
84	HAGADUR	8
150	BELLANDURU	7
54	HUDI	6
149	VARTHURU	6
19	SANJAY NAGAR	6
83	KADUGODI	6
53	BASAVANAPURA	6
160	RR NAGAR	5







Top 10 wards reporting least number of positive cases in last 10 days

Ward No.	Ward Name	Daily Cases Average
141	AZAD NAGAR	0
155	HANUMANTH NAGAR	0
42	LAKSHMI DEVI NAGAR	0
109	CHICKPETE	0
119	DHARMARAYA SWAMY TEMPLE	0
124	HOSAHALLI	0
134	BAPUJI NAGAR	0
138	CHALAVADIPALYA	0
142	SUNKENAHALLI	0
167	YEDIYUR	0



BENGALURU MAP SHOWING INTENSITY OF POSITIVE CASES IN LAST 10 DAYS



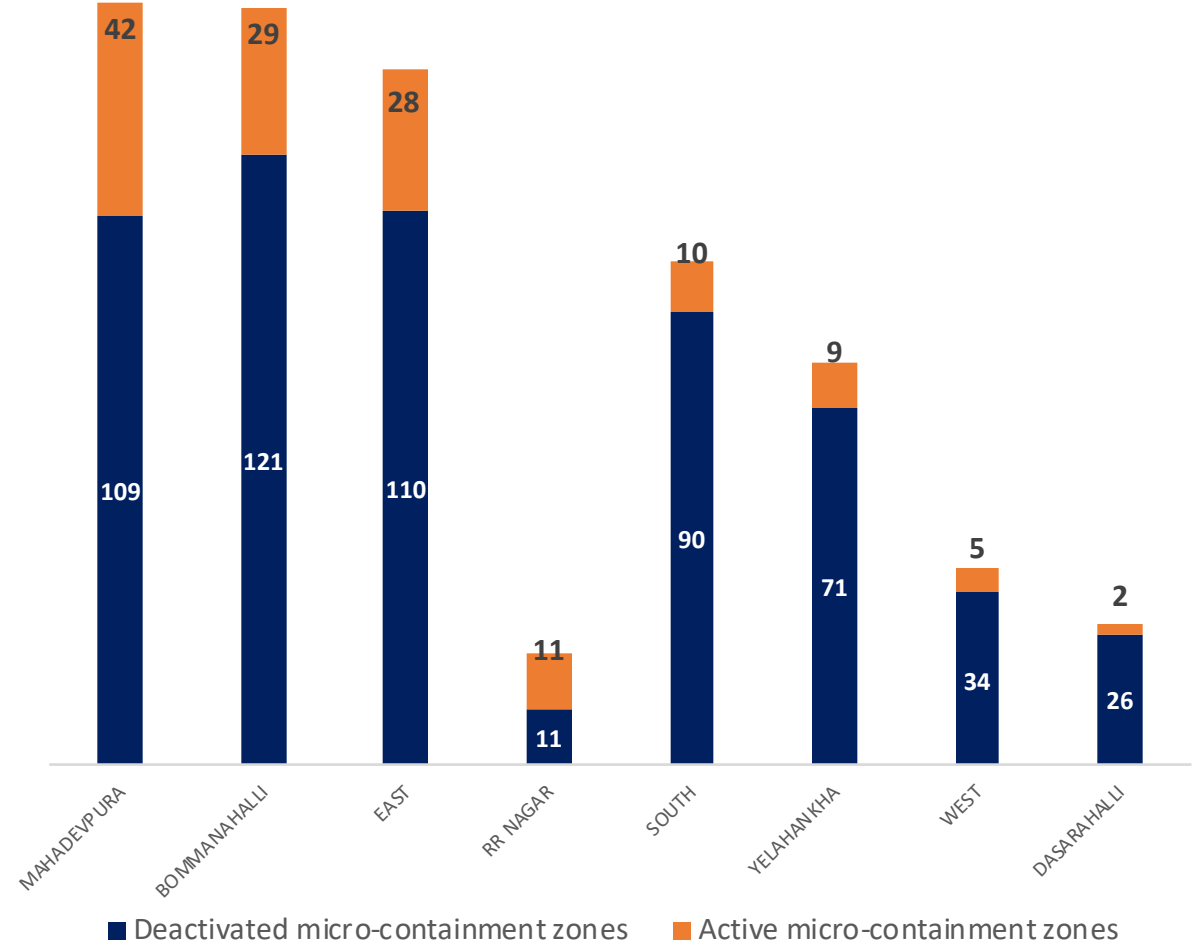
-  **Level 1 : 0 to 10 Cases**
-  **Level 2 : 10 to 25 Cases**
-  **Level 3 : 25 to 50 Cases**
-  **Level 4 : 50 to 100 Cases**
-  **Level 5 : Above 100 Cases**
-  **Zone Boundaries**



MICRO CONTAINMENT ZONE DETAILS

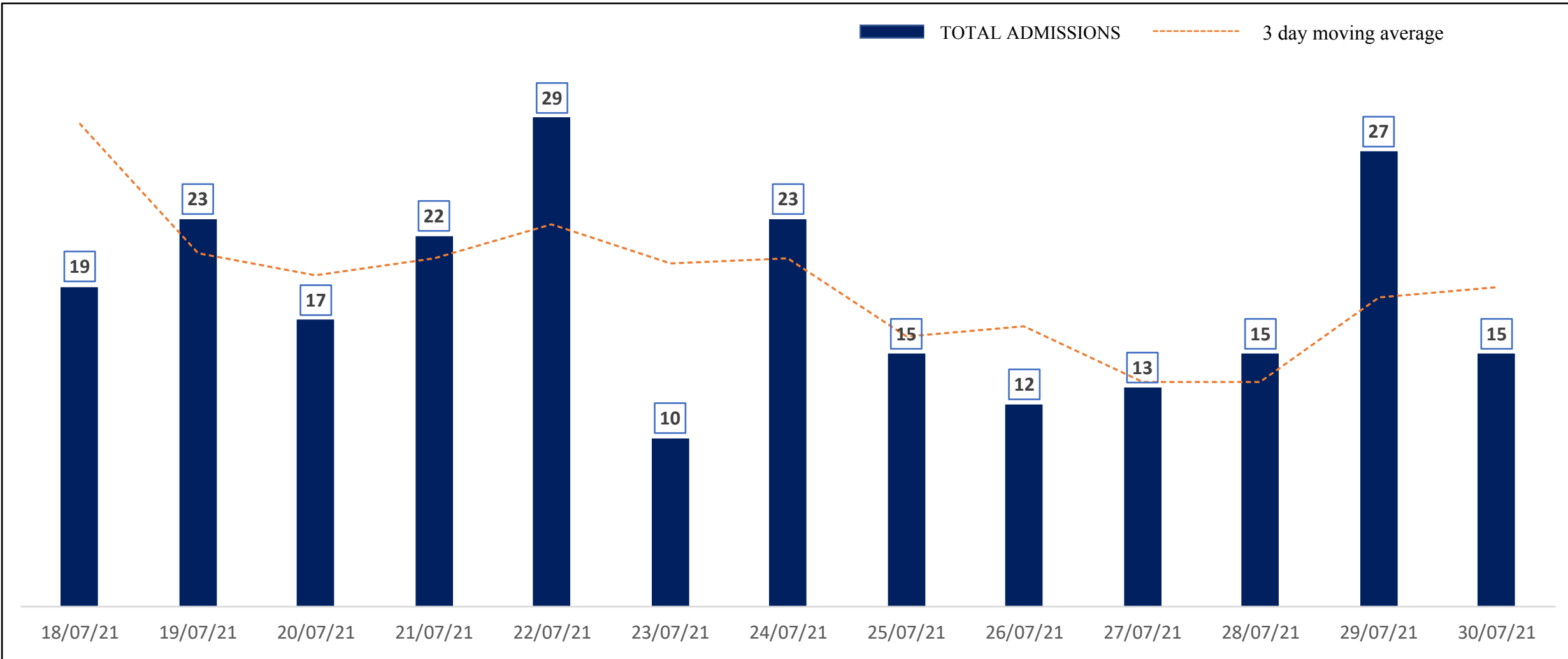


ZONE	TOTAL DECLARED	TOTAL DEACTIVATED	TOTAL ACTIVE
MAHADEVPURA	151	109	42
BOMMANAHALLI	150	121	29
EAST	138	110	28
RR NAGAR	22	11	11
SOUTH	100	90	10
YELAHANKHA	80	71	9
WEST	39	34	5
DASARAHALLI	28	26	2
TOTAL	708	572	136





HOSPITAL ADMISSIONS LAST 15 DAYS TREND



* Numbers as per Central Hospital Bed Management System (CHBMS)

* Only Fresh Admissions considered



COVID BED STATUS AS ON 31.07.2021



SR. NO.	Facility Type	No. of Hospital	Total Allocated Beds for C+ Patients					Occupied Beds for C+ Patients					Net Available Beds for C+ Patients				
			Gen Beds	HDU	ICU Beds	ICU-V	Total	Gen Beds	HDU	ICU Beds	ICU-V	Total	Gen Beds	HDU	ICU Beds	ICU-V	Total
1	Government Medical Colleges	4	20	621	53	76	770	0	17	2	2	21	20	604	51	74	749
2	Government Hospitals	16	649	210	65	127	1,051	80	43	8	24	155	569	167	57	103	896
Total Beds		20	669	831	118	203	1,821	80	60	10	26	176	589	771	108	177	1,645

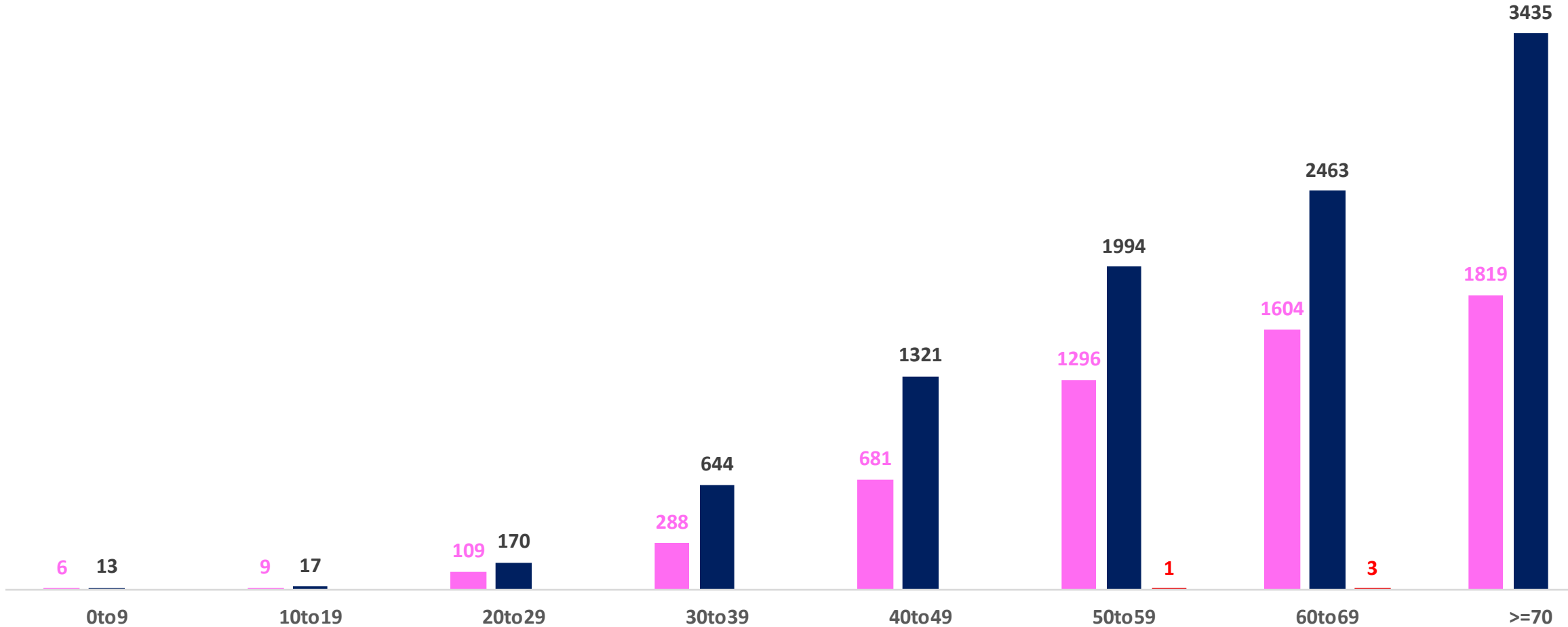


AGE AND GENDER WISE DISTRIBUTION OF DEATH CASES



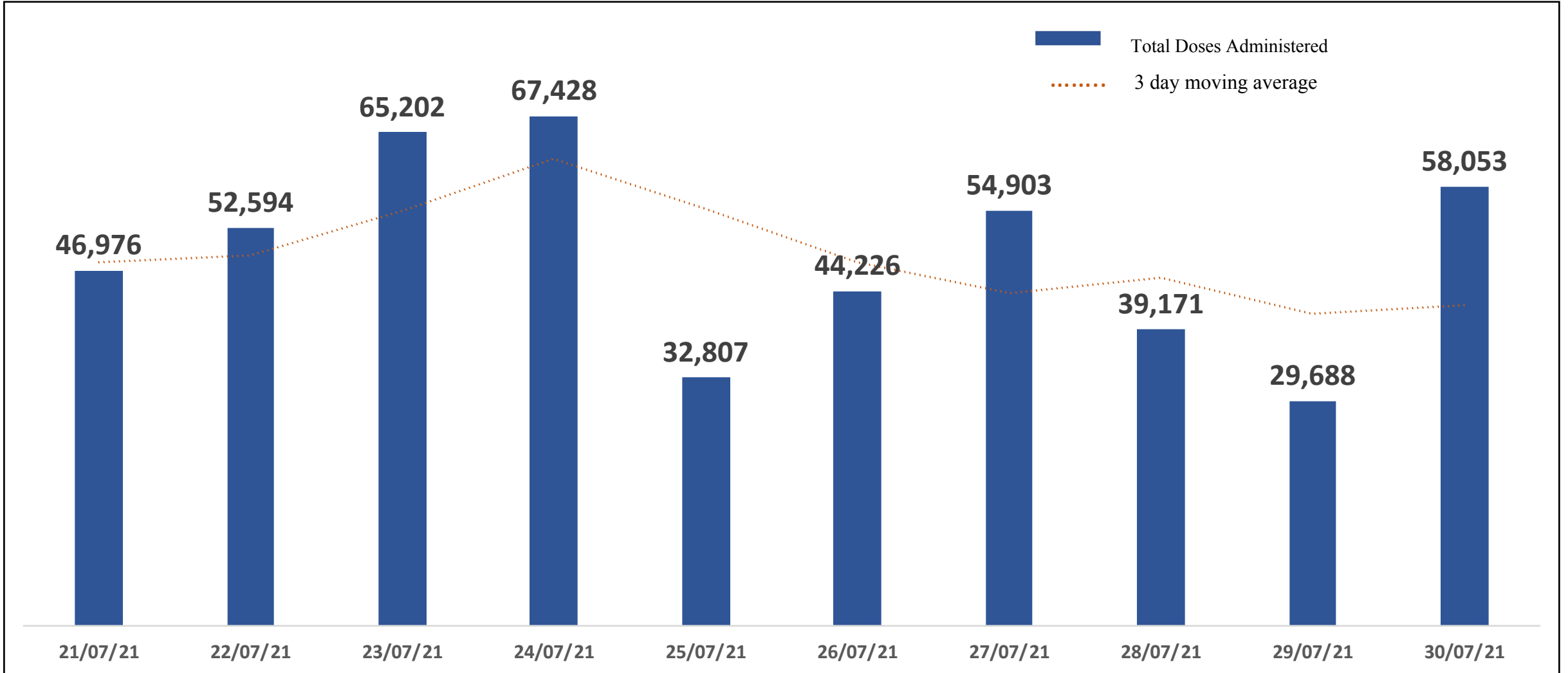
Death Cases: 15,873

Female Male Transgender





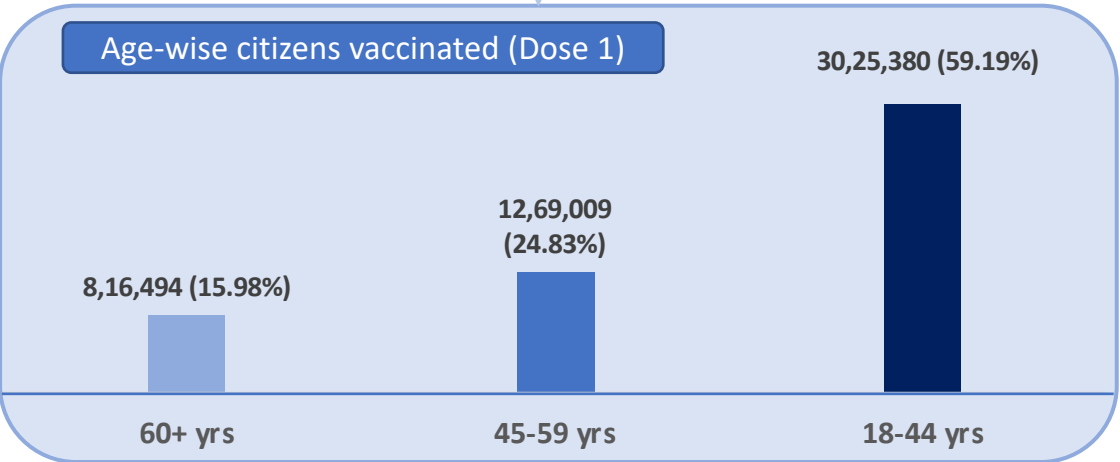
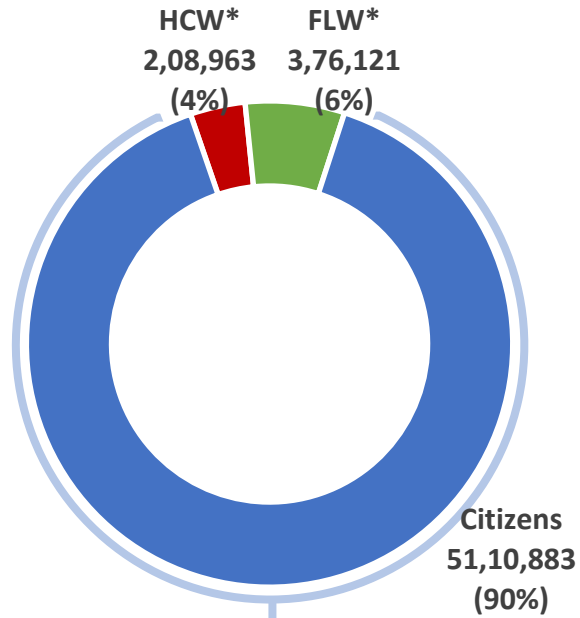
TOTAL VACCINE DOSES ADMINISTERED IN LAST 10 DAYS



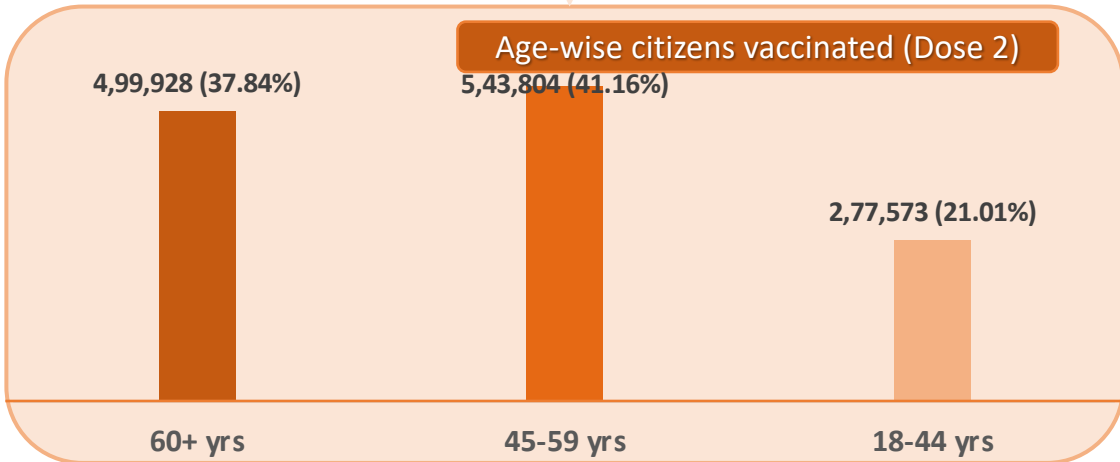
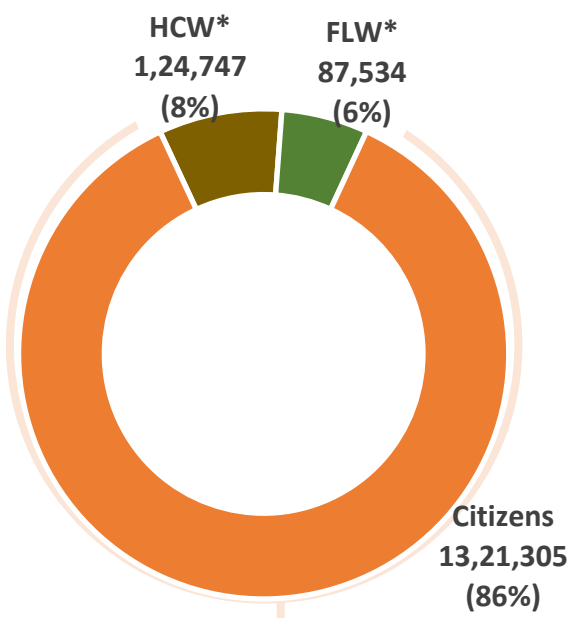


CATEGORY WISE CUMULATIVE VACCINATION IN BBMP

Dose 1



Dose 2



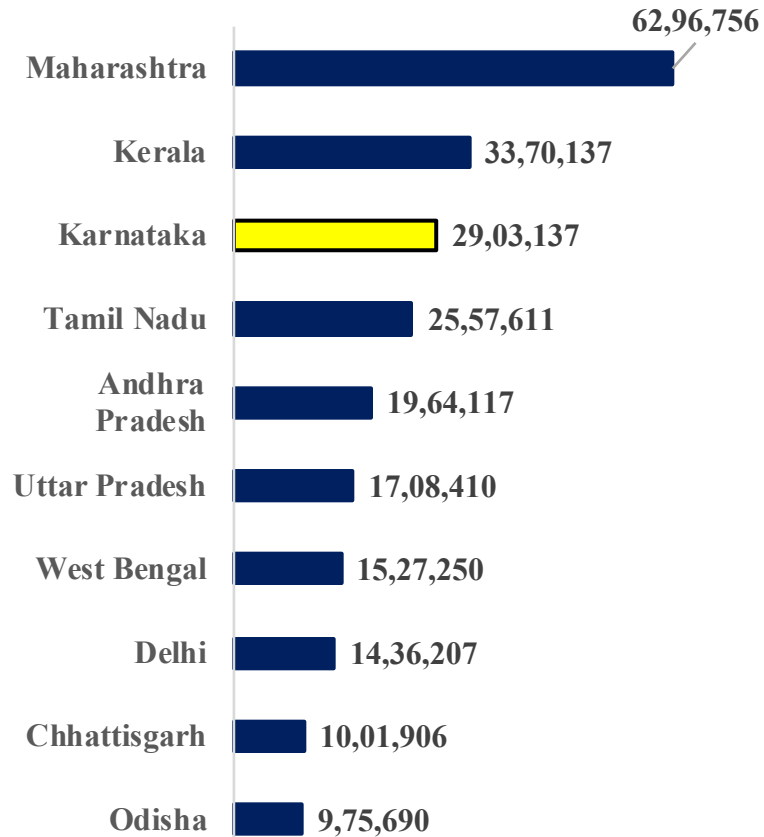
*HCW : Health Care Workers
*FLW : Front Line Workers



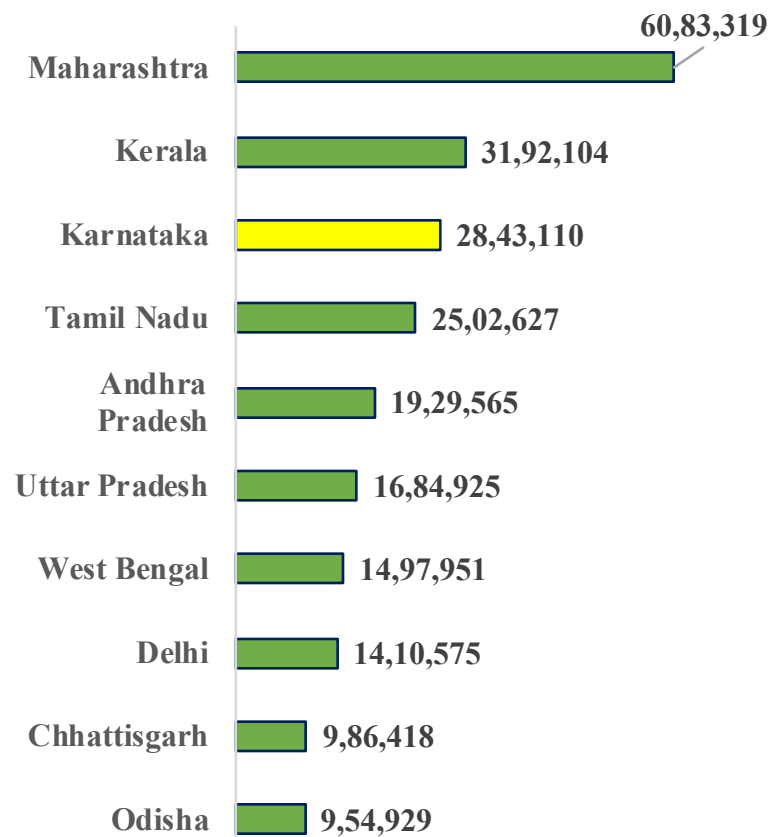
TOP 10 COVID19 AFFECTED INDIAN STATES



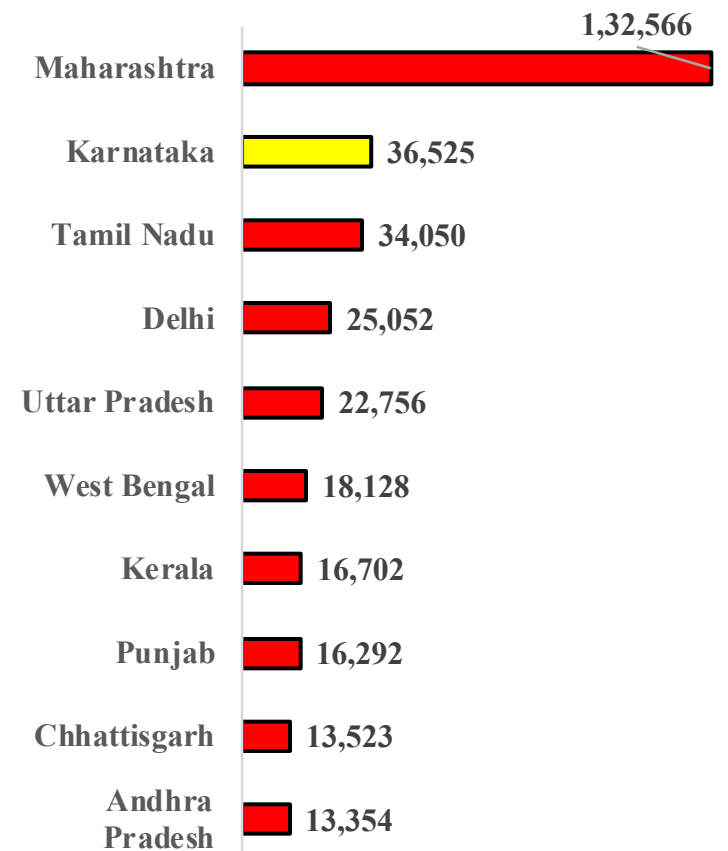
Total Positive Cases



Total Recovered Cases



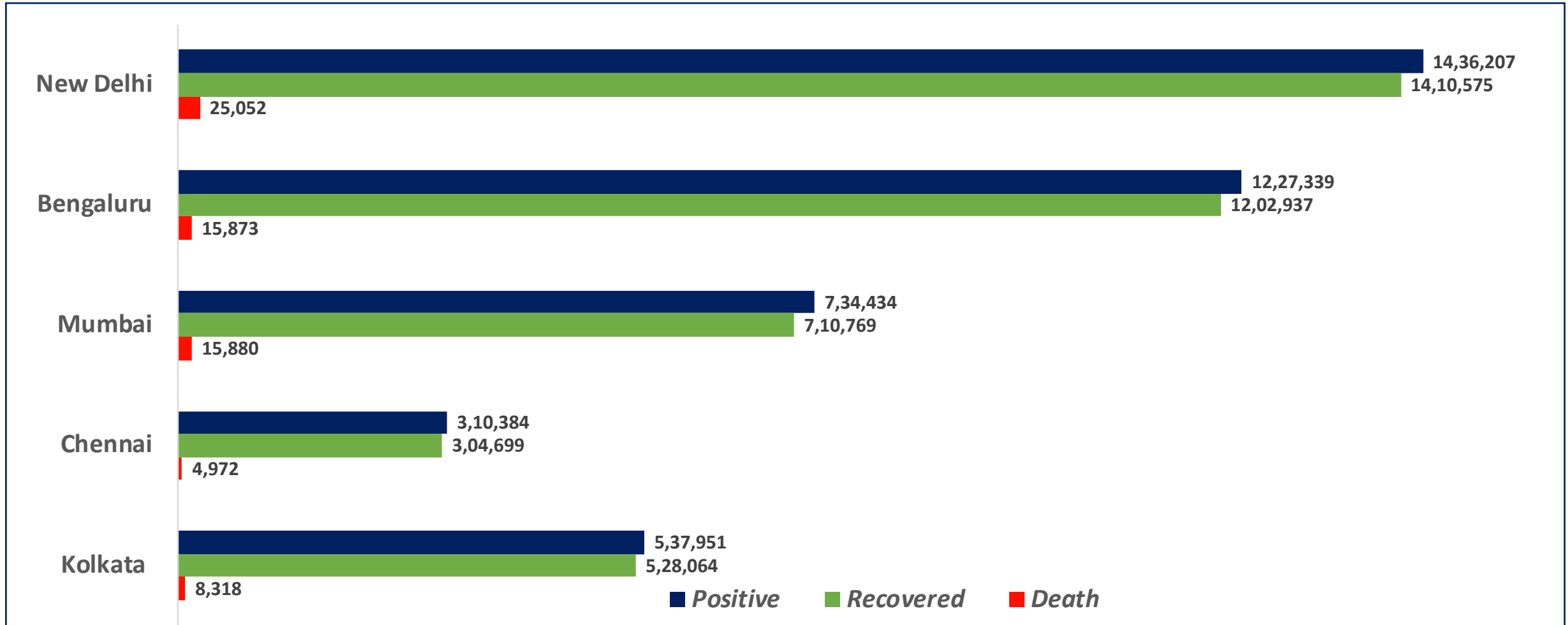
Total Death Cases



Source : <https://www.covid19india.org/> at 6:30 pm (31.07.2021)



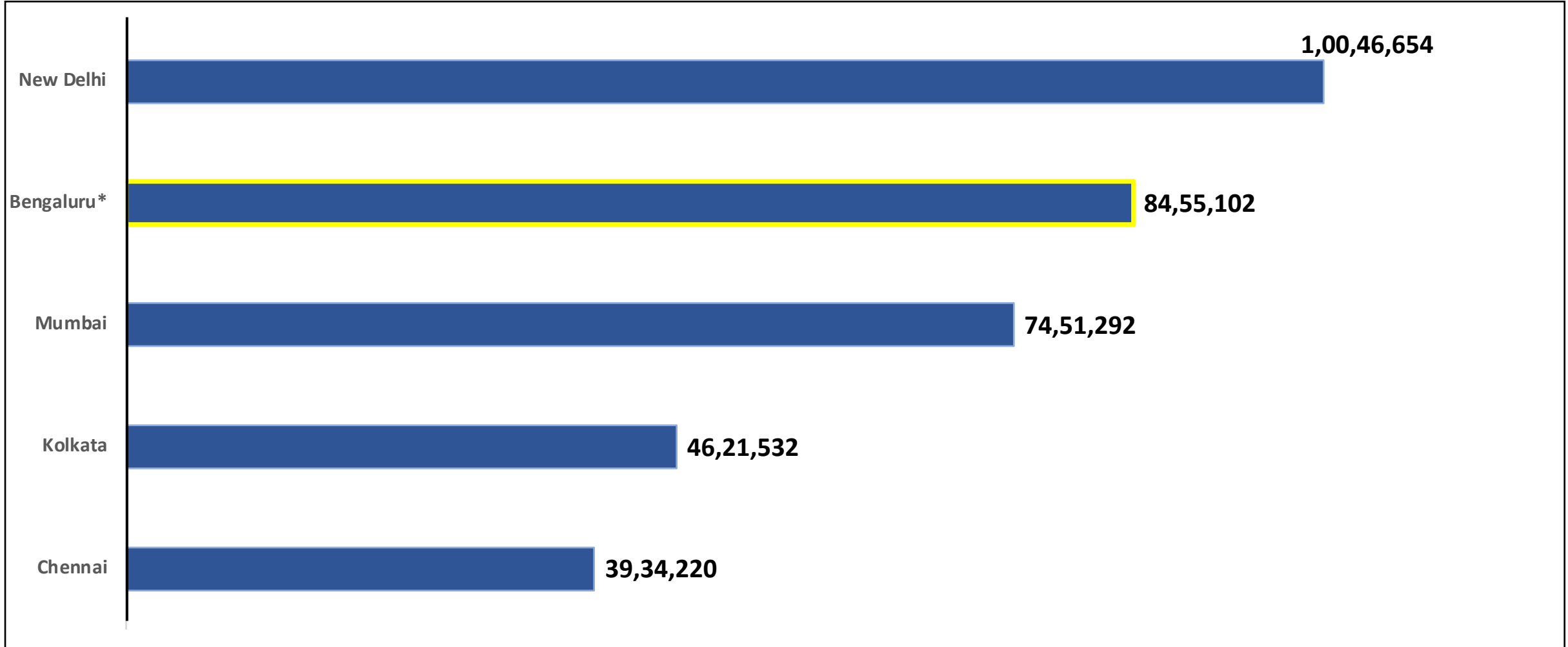
BENGALURU AND OTHER METROPOLITAN CITIES



Source : <https://www.covid19india.org/> at 6:30 pm (31.07.2021)



VACCINE DOSES ADMINISTERED IN BENGALURU AND OTHER METROPOLITIAN CITIES



Source : <https://dashboard.cowin.gov.in/> at 6:30 pm (31.07.2021)

*includes BBMP & Bengaluru Urban



SNAPSHOT OF COVID-19 CASES IN BENGALURU URBAN



**Total Wards With
<=10 Cases* :
100**

**Tests Conducted
On 30.07.2021:
68,812**

**Recovery
Rate:
98.01%**

**Total
Active Cases :
8,529**

**Total Vaccinated on
30.07.2021:
58,053**

**Positivity
Rate* :
0.67%**

**Active
Rate:
0.69%**

**Case
Fatality Rate* :
1.57%**



*Total positive cases In the past 10 days

*CFR and positivity is for Past 7 days



ಬೃಹತ್ ಬೆಂಗಳೂರು ಮಹಾನಗರ ಪಾಲಿಕೆ
Bruhat Bengaluru Mahanagara Palike



Download BBMP Bulletin	https://apps.bbmpgov.in/covid19/mediabulletin.php
For BBMPCovid19 Bed Status:	https://apps.bbmpgov.in/covid19/en/Bedstatus.php
To register for vaccination :	https://selfregistration.cowin.gov.in/
BBMP COVID19 Dashboard:	https://apps.bbmpgov.in/covid19/
Follow us on:	 www.facebook.com/bbmp.comm1/
	 twitter.com/BBMPCOMM

Issued by:

Honorable Chief Commissioner, BBMP
Special Commissioner Health & IT, BBMP
MD, Bengaluru Smart City Limited

THANK YOU !



**ಹಿರಿಯ ನಾಗರಿಕರೇ!
ಎಚ್ಚರವಿರಲಿ, ಭಯ ಬೇಡ.**

ಮಾಸ್ಕ್ ಧರಿಸಿ
ಕರ್ನಾಟಕ
Mask Up
KARNATAKA

- ಅನಿವಾರ್ಯವಲ್ಲದ ಹೊರತು ಮನೆಯಿಂದ ಹೊರಗೆ ಎಲ್ಲೂ ಹೋಗಬೇಡಿ
- ಮನೆಯಲ್ಲಿ ಸರಳವಾದ ವ್ಯಾಯಾಮ ಹಾಗೂ ನಡಿಗೆಯನ್ನು ಅಭ್ಯಸಿಸಿಕೊಳ್ಳಿ
- ಪೌಷ್ಟಿಕ ಆಹಾರ ಸೇವಿಸಿ, ಆಹಾರ ಸೇವಿಸುವ ಮೊದಲು, ನಂತರ, ಶೌಚಾಲಯ ಬಳಕೆಯ ನಂತರ ತಪ್ಪದೇ ಸೋಪಿನಿಂದ ಕೈಗಳನ್ನು ತೊಳೆದುಕೊಳ್ಳಿ
- ನಿಮ್ಮ ಮುಖ, ಮೂಗು, ಬಾಯಿ ಹಾಗೂ ಕಣ್ಣುಗಳನ್ನು ಮುಟ್ಟಿಕೊಳ್ಳಬೇಡಿ
- ಮಧುಮೇಹ, ರಕ್ತದೊತ್ತಡದಂತಹ ಖಾಯಿಲೆಗಳಿದ್ದರೆ ತಪ್ಪದೇ ಔಷಧಗಳನ್ನು ಮುಂದುವರಿಸಿ
- ಯಾವುದೇ ಅನಾರೋಗ್ಯ ಸೂಚನೆಗಳು ಗೋಚರಿಸಿದರೆ ತಡಮಾಡದೇ ಕೂಡಲೇ ವೈದ್ಯರನ್ನು ಭೇಟಿ ಮಾಡಿ
- ಊಹಾಪೋಹಗಳಿಗೆ ತಲೆಕೆಡಿಸಿಕೊಳ್ಳಬೇಡಿ; ಪರಿಷ್ಕರಿಸಿದ ಧೈರ್ಯವಾಗಿ ಎದುರಿಸಿ

ಕೊರೋನಾ ವಿರುದ್ಧದ ಹೋರಾಟದಲ್ಲಿ ನಮ್ಮ ಮಂತ್ರವೆಂದರೆ,



ಲಸಿಕೆ ಪಡೆಯೋಣ, ಮುಂಜಾಗೃತಾ ಕ್ರಮಗಳನ್ನು ತಪ್ಪದೇ ಪಾಲಿಸೋಣ



ಸರಿಯಾಗಿ ಮಾಸ್ಕ್ ಧರಿಸೋಣ



ಸಾಮಾಜಿಕ ಅಂತರ ಅನುಸರಿಸೋಣ



ನಿಯಮಿತವಾಗಿ ಕೈಗಳನ್ನು ಸೋಪ್ / ಸ್ಯಾನಿಟೈಸರ್‌ನಿಂದ ಸ್ವಚ್ಛಗೊಳಿಸೋಣ

ಈ ಮೇಲ್ಕಂಡ ಮಾಹಿತಿಗಳು ನಿಮ್ಮ ಆರೋಗ್ಯ ಹಾಗೂ ಸುರಕ್ಷತೆಗಾಗಿ; ದಯಮಾಡಿ ತಪ್ಪದೇ ಪಾಲಿಸಿ

ಹೆಚ್ಚಿನ ಮಾಹಿತಿಗಾಗಿ ಉಚಿತ ಆರೋಗ್ಯ ಸಹಾಯವಾಣಿ 104ಕ್ಕೆ ಕರೆ ಮಾಡಿ

World Health Organization UNICEF